MINIno touch function repair

Fault model: mini1

Symptom: Complete no touch function

Fault analysis: MINI1 and MINI2 touch connector is easy to break.

Maintenance process: The disassemble test found that the touch connector has repaired traces.



Under the microscope, the connector was touched and it was found that one solder pad had fallen.



Look at the PCB to know that this pin is connected to the R1790 resistor, directly from the R1790 resistor Flying wire (connecting two solder joints with thin insulated

wires) to solder pad.



Repair results: boot test, touch repair.


FaceTime
Photo Booth
iTunes Store
App Store
Safari